




















GENERATING SET GE 6000 SX/GS





The images are for reference

FEATURES

- Engine protection EV
- Electric starter
- Automatic voltage regulator
- Sockets: 1x230V 32A 2P+T CEE - 1x230V 16A 2P+T CEE
- ELCB-GFI (Ground Fault Interruptor)
- Circuit breaker
- Super Silenced
- Bunded base
- Ready for connection to automatic transfer unit EAS
- Meets EC Directives for safety and noise level

Standard Equipment 	 Diesel engine	 Air cooling	 Electric Starter	 Battery 12V	 Engine protection	 Low press. shut down	 Low fuel shut down	 Battery charge indicator	 Hours-meter	 Central lifting eye
	 Synchronous alternator	 Sockets	 ELCB-GFI	 Circuit breaker	 Thermal shut off	 Voltmeter	 Predisposiz. EAS/TCM	 Local/Remote Start selector		

 Options on request	<ul style="list-style-type: none"> • Remote control TCM6 • Automatic transfer unit (AMF) EAS 15-806 • Earthing kit 	<ul style="list-style-type: none"> • Exhaust extension • Trolley CTM2 • Road trailer CTV4
 Versions on request	<ul style="list-style-type: none"> • AVR (Automatic voltage regulator) • Schuko sockets 	<ul style="list-style-type: none"> • Version 230V/ 115V with: - Voltage selector 230V/115V: 1x230V/ 32A 2P+T CEE - 1x115V/ 32A 2P+T CEE 1x115V/ 16A 2P+T CEE

Technical data GE 6000 SX/GS

A.C. GENERATION - 50 Hz - Single-Phase synchronous alternator, self-excited, self-regulated, brushless

* Stand-by single-phase power	5.7 kVA (5.1 KW) / 230 V / 24.8 A
* PRP single-phase power	5 kVA (4.5 KW) / 230 V / 21.7 A
Stand-by single-phase power	5.7 kVA (5.1 KW) / 115 V / 49.6 A
PRP single-phase power	5 kVA (4.5 KW) / 115 V / 43.5 A
Cos φ	0.9
Insulation class	H

* Output powers according to ISO 8528-1

ENGINE - 4-stroke diesel, direct injection, Air cooling

Model	Yanmar L 100 N
* Stand-By net power	6.5 kW (8.8 HP)
* PRP net power	5.7 kW (7.7 HP)
Cylinders/ Displacement	1/ 435 cm ³
Speed	3000 rpm
Fuel consumption (75% of PRP)	1.2 l/h

* Powers according to ISO 3046-1

GENERAL SPECIFICATIONS

Tank capacity	23 l
Running time (75% of PRP)	19 h
IP protection degree	IP 23
*Dimensions LxIhx (mm)	1020x645x930 mm
*Dry weight	206 kg
** Measured acoustic power LwA (pressure LpA)	92 dB(A) (67 dB(A) @ 7m)
** Guaranteed acoustic power LwA (pressure LpA)	93 dB(A) (68 dB(A) @ 7m)

* Dimensions and weight without trolley/trailer / ** Acoustic power according to European Directive 2000/14/EC

Mosa reserves the right to change this specification without notice. For further information please contact the sales department.